Armação negativa das lajes do pavimento Coberta
escala 1:50

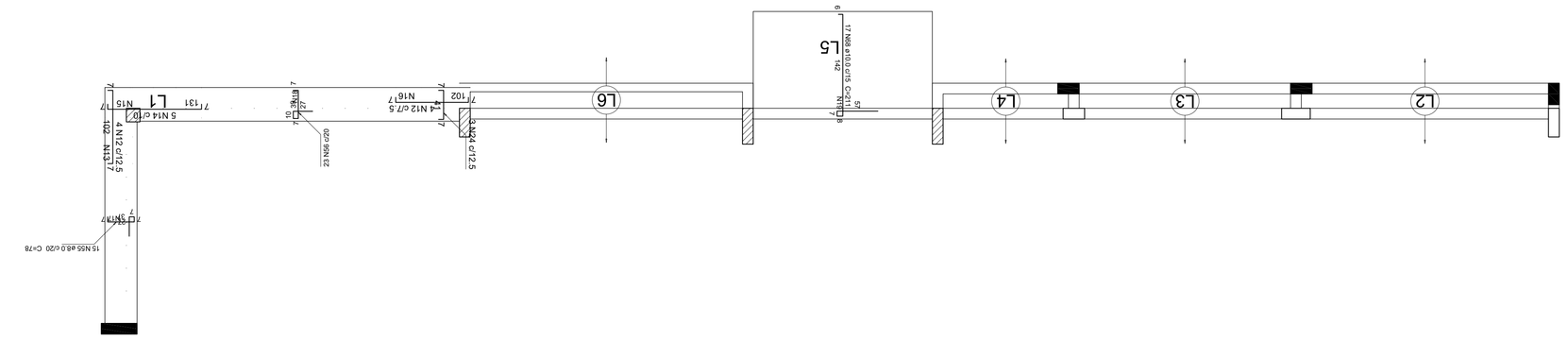

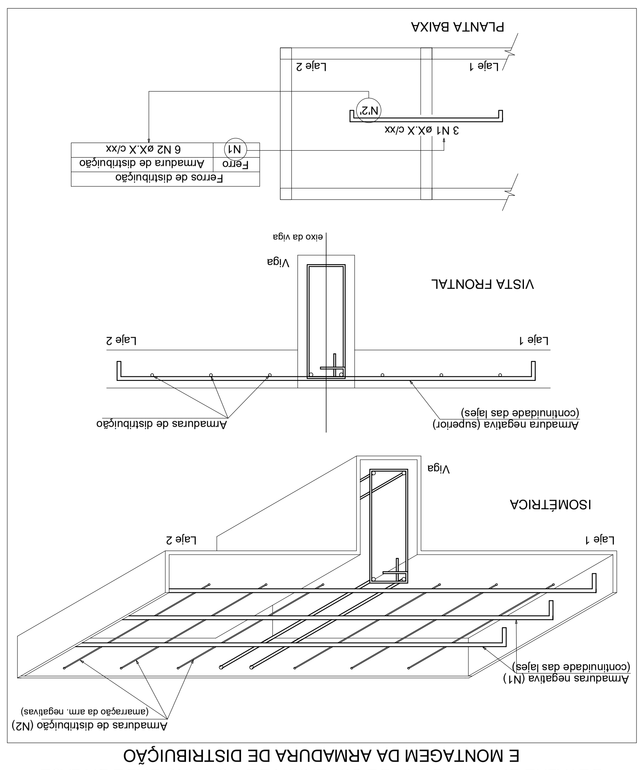

Armaduras de distribuição	
Armadura	Armadura de distribuição
N72	7 N13 ø5.0 c/15 C=39
N74	9 N15 ø5.0 c/15 C=42
N72	7 N18 ø5.0 c/15 C=29
N56	3 N18 ø5.0 c/15 C=465
N55	3 N17 ø5.0 c/15 C=298
N68	9 N19 ø5.0 c/17.5 C=250

DETALHE DA ARMADURA DE SUPERIOR DE CONTINUIDADE DA LAJE E MONTAGEM DA ARMADURA DE DISTRIBUIÇÃO

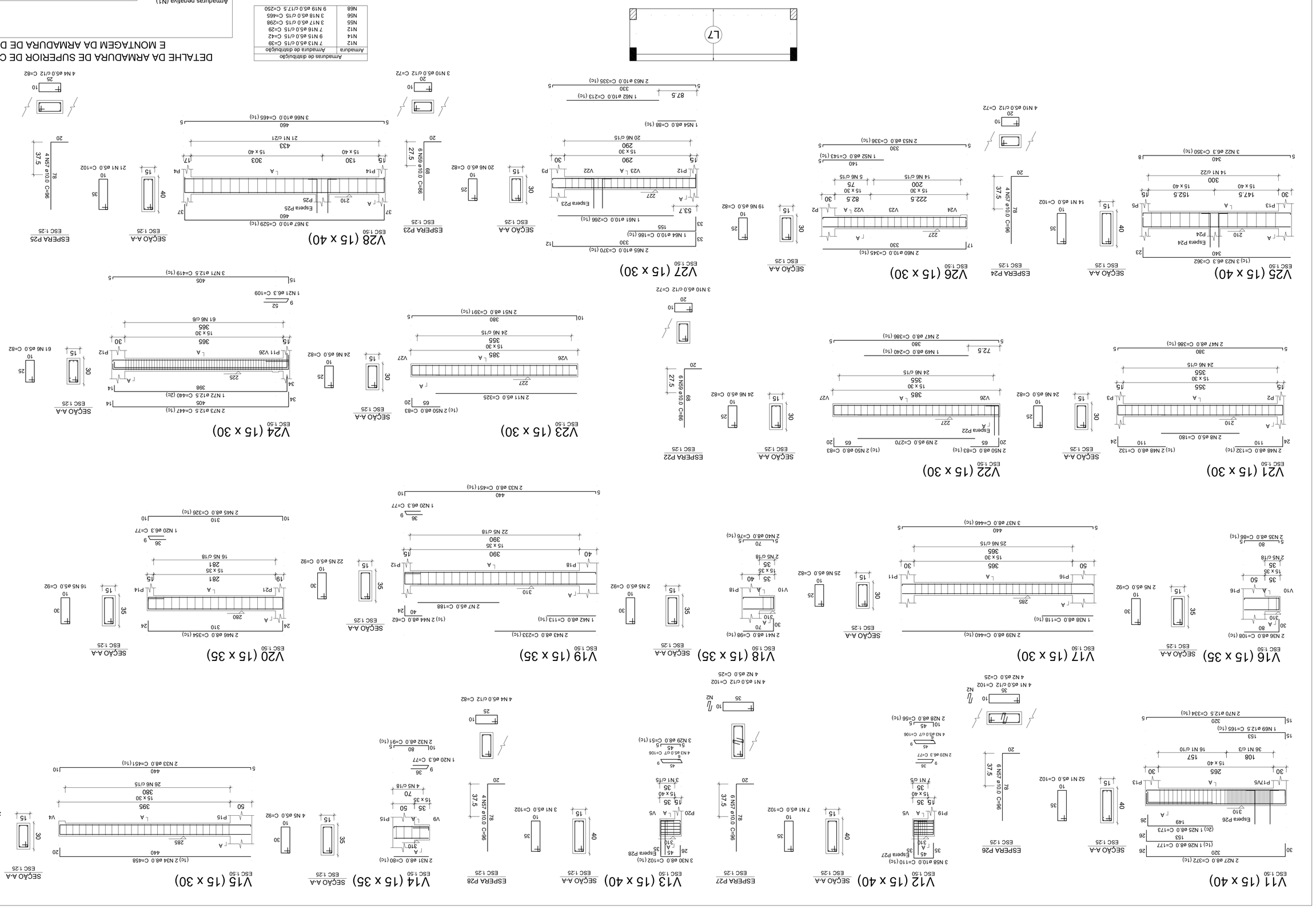

AÇO	DIAM	QUANT	C.TOTAL	C.UNIT	C.TOTAL
	(mm)		(cm)	(cm)	(cm)
CA60	5.0	105	102	102	10710
	8.0	28	75	82	2200
	6.3	8	106	118	848
	5.0	46	92	82	4242
	5.0	8	82	168	656
	5.0	223	82	182	18286
	5.0	2	180	360	360
	5.0	10	72	720	720
	5.0	8	114	912	912
	5.0	2	325	650	650
	5.0	7	39	273	273
	5.0	9	42	378	378
	5.0	5	143	715	715
	5.0	7	29	203	203
	5.0	3	466	1398	1398
	5.0	3	298	894	894
	5.0	9	250	2250	2250
	6.3	3	350	1050	1050
	6.3	1	109	109	109
	6.3	5	77	385	385
	6.3	3	362	1086	1086
	6.3	1	173	173	173
	6.3	3	52	156	156
	6.3	3	362	1086	1086
	6.3	1	173	173	173
	6.3	1	177	177	177
	6.3	2	56	112	112
	6.3	2	372	744	744
	6.3	3	51	153	153
	6.3	2	91	182	182
	6.3	2	80	160	160
	6.3	3	102	306	306
	6.3	3	51	153	153
	6.3	2	86	172	172
	6.3	4	451	1804	1804
	6.3	2	458	916	916
	6.3	2	108	216	216
	6.3	1	118	118	118
	6.3	2	440	880	880
	6.3	1	113	113	113
	6.3	2	98	196	196
	6.3	2	76	152	152
	6.3	2	220	440	440
	6.3	2	62	124	124
	6.3	2	233	466	466
	6.3	2	326	652	652
	6.3	4	386	1544	1544
	6.3	2	354	708	708
	6.3	4	132	528	528
	6.3	4	386	1544	1544
	6.3	2	354	708	708
	6.3	4	132	528	528
	6.3	2	391	782	782
	6.3	6	81	486	486
	6.3	1	240	240	240
	6.3	1	143	143	143
	6.3	2	391	782	782
	6.3	6	81	486	486
	6.3	1	240	240	240
	6.3	1	143	143	143
	6.3	2	536	1072	1072
	6.3	1	88	88	88
	6.3	1	78	78	1170
	6.3	23	63	1449	1449
	6.3	15	110	1650	1650
	6.3	24	96	2304	2304
	6.3	23	63	1449	1449
	6.3	3	110	330	330
	6.3	24	96	2304	2304
	6.3	15	78	1170	1170
	6.3	1	88	88	88
	6.3	2	536	1072	1072
	6.3	1	143	143	143
	6.3	1	240	240	240
	6.3	6	81	486	486
	6.3	2	391	782	782
	6.3	1	143	143	143
	6.3	1	240	240	240
	6.3	6	81	486	486
	6.3	2	391	782	782